



The First Name In Trailers®

FLATBEDS



AN EARNED PEDIGREE OF HIGH PERFORMANCE

An example of determination and intelligent design

Utility has its way of building flatbed trailers. It starts with the end in mind – understanding what a customer requires to be successful.

a company that for over 100 years has been committed to making the most innovative, light weight and durable trailers

Integrate that vision with a commitment to build trailers of the highest caliber and one can understand why Utility is galvanized to make every flatbed a product of unceasing innovation.

This means you can count on a Utility flatbed to be productive, offer a lower total cost of ownership, deliver long-term value, and provide a better overall ownership experience.


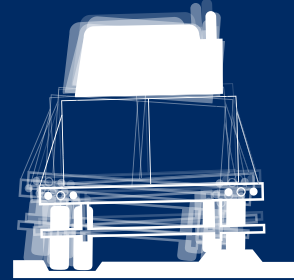
A Utility flatbed is more than a symbol of success. It is a flat-out workhorse. In fact, we consider it to be an extremely sensible solution for the value conscious and discerning customer.

From the extruded aluminum floor to every detail that is underneath, a Utility flatbed is a promise kept by a company that for over 100 years has been committed to making the most innovative, light weight and durable trailers available in the marketplace.

Every Utility flatbed is an intelligent expression of quality engineered for a customer's ongoing commercial success - a fusion of technology and craftsmanship that means one important thing – your business success.

We put every idea to the test

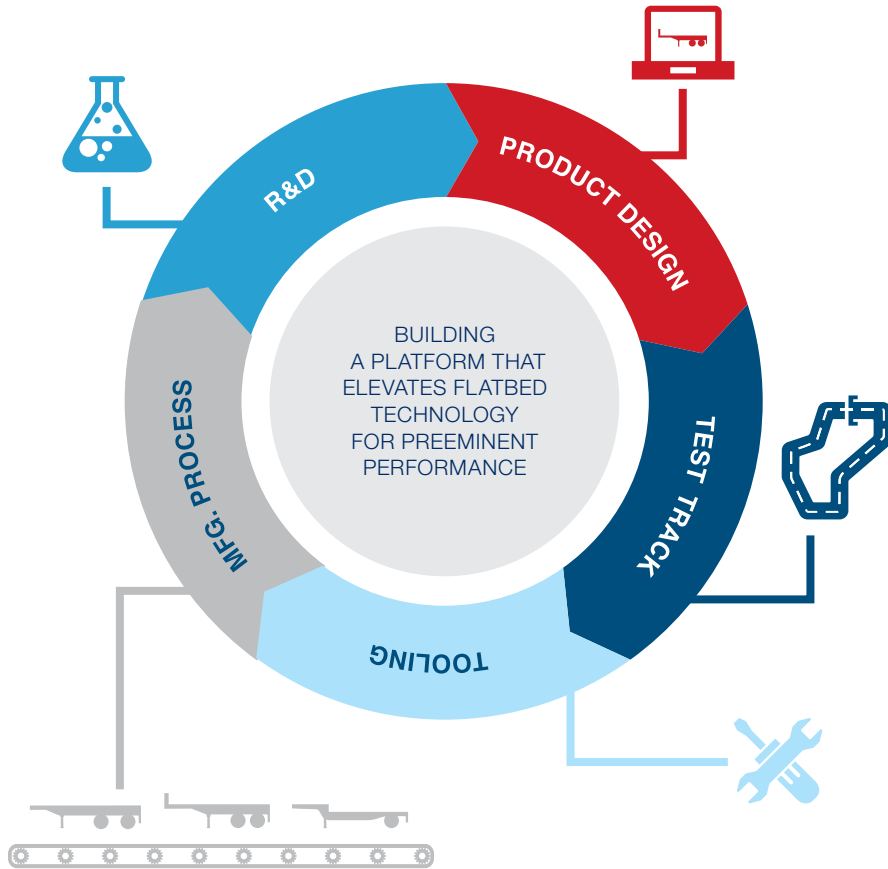
We put every design through rigorous tests including our proprietary and industry exclusive torture test track in order to keep the promise that our trailers will deliver ongoing best-in-class performance in the real world.



BREAKTHROUGHS THAT BUILD A BETTER BOTTOM LINE

An investment that delivers long-term value

The ongoing vision and business objective behind the 4000AE™ is to create a remarkable flatbed that will be a foundation for continuous improvement and innovation. That is why the best available technology is integrated into or made available to the customer. The mission is to establish a reputation that the 4000AE™ is not only the most efficient and productive flatbed available, but that it also offers the industry's lowest total cost of ownership.




4000AE™





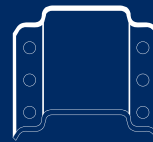
IMPROVING FLATBED DESIGN WITH FEATURES THAT DELIVER THE HIGHEST LEVEL OF RELIABILITY AND REDUCE COSTS

Heavy Duty Pipe Spools



With a 6,500 lb. Working Load Limit rating, the heavy-duty aluminum pipe spools are robotically welded to the side rail on 24" centers between adjacent pockets.

Hat-Shaped Top Flange



Attached to the extruded aluminum floor, the 80,000 psi high strength steel hat-shaped top flange provides additional lateral stability to the trailer.

100% Soldered Modular Electrical Wiring System



The sealed main harness has 100% soldered internal connectors to prevent corrosive de-icing chemicals from traveling through connections into the wiring.

Higher Quality Paint Process for Lower Life Cycle Costs



The main beams are shot blasted prior to painting and then coated with a two-part primer and two-part urethane top coat on the exterior surfaces. A rust preventative coating is applied to the interior surfaces of the beams for lower maintenance cost.

Heavy-Duty Aluminum Outrigger Attachments



Three tube-shaped outriggers located on each side of the flatbed are connected to the aluminum crossmembers. They provide stability and help distribute the load to the main beams.

Integral Winch Track



The full-length winch track is integrated into the extruded aluminum side rails on both sides of the trailer for increased load securement versatility.

FLATBEDS

ENVIRONMENTS OF ARTISANS AND AUTOMATION

A principle of performance

We invest in ongoing research and development to design unrivaled trailer technology, and test that technology to make sure every flatbed performs its very best. This includes putting all new technology through the rigors of Utility Trailer's proprietary test-track in order to ensure its successful performance in the real world. That is why you can expect a Utility flatbed trailer to outwork, outlast and outperform any other flatbed, and why a Utility flatbed will contribute more to your ongoing success.

4000AE™

The advanced and streamlined 4000AE delivers the strength and long-term benefits of a durable "combo" trailer, while weighing less than some all-aluminum trailers.

4000S®

Built for heavy-duty use, this all-steel flatbed has a main beam capacity rating of 80,000 lbs when evenly distributed, and as much as a 57,000 lb single coil capacity.

Drop Deck

Designed to haul heavy or awkward loads, this heavy-duty and light weight trailer is available in all-steel and aluminum/steel combinations.





FLATBEDS

www.utilitytrailer.com

17295 Railroad Street
City of Industry, CA 91748