

SERVICE BULLETIN

UTILITY TRAILER MANUFACTURING CO.



SB-08-185

Issue date: May 20, 2015

Hendrickson VANTRAAX® SMARTLIFT®

Dual and Tri Axle Configuration

Please read the attached presentation from Hendrickson. If you have any questions regarding the information indicated, please contact your Hendrickson service representative at 330.489.0479

Any other questions regarding this service bulletin should be directed to Utility's Field Service Department at 800-423-6591.

Field Service Department
UTILITY TRAILER MANUFACTURING COMPANY

Utility hasn't independently evaluated the information contained in the attached VANTRAAX® SMARTLIFT® Presentation from Hendrickson; it is making the presentation available as a convenience and for information purposes. You are encouraged to contact Hendrickson at (330-489-0479) if you have any questions concerning the content of the document, or how these issues affect trailers you are servicing.




The World Rides On Us®

VANTRAAX® SMARTLIFT®

What is SMARTLIFT®?

- **Liftable VANTRAAX®**
 - **Hendrickson installed UBL™ axle lift brackets**
 - ◆ Lift air spring and mounting in separate parts kit
 - **Increased front axle lift**
 - ◆ Unique slider air springs & shocks
 - ◆ Different front to rear
 - Unique air spring and pedestal on lift axle for more lift
 - **60-70# weight increase (lift only)**
- **OEM installed automatic control**
 - **Part of ABS system**



Ordering SMARTLIFT®

■ VANTRAAX® option on ordering guide

SLIDER / SUSPENSION		(Continued)		L544 Rev B	
BODY RAIL STYLE ⁶ :	<input type="checkbox"/> 1.375" x 6" HC	<input type="checkbox"/> 1.625" x 4" HC	<input type="checkbox"/> 1.375" x 4" HC (TTMA)		
SLIDER BOX SHIMS:	<input type="checkbox"/> No	<input type="checkbox"/> Standard (.18")	<input type="checkbox"/> Thick (.23")		
SHOCK STRAPS:	<input type="checkbox"/> No	<input type="checkbox"/> Yes			
HCV PRE-INSTALLED:	<input type="checkbox"/> No	<input type="checkbox"/> Yes	Integral Dump:	<input type="checkbox"/> Yes	<input type="checkbox"/> No
WALK / DROP SOLUTIONS:	<input type="checkbox"/> No	<input type="checkbox"/> SURELOK® Installed	<input type="checkbox"/> SURELOK Capable (HKANT & HKAT Models Only)	<input type="checkbox"/> DST®	
SURELOK AIR KIT:	<input type="checkbox"/> N/A	<input type="checkbox"/> Manual Bypass	<input type="checkbox"/> Manual Bypass with Dump	<input type="checkbox"/> No Valve Included (Order Valve Separately)	
SURFACE COATING:	<input type="checkbox"/> Standard Black Primer	<input type="checkbox"/> Finished Black Soft Coat	<input type="checkbox"/> Finished Gray Soft Coat	<input type="checkbox"/> Galvanized ⁷	
WELD-ON AIR TANK BRACKET:	<input type="checkbox"/> No	<input type="checkbox"/> Yes (Standard Location)	<input type="checkbox"/> Yes (Optional Location) — Contact CSR for Details		
SMARTLIFT™ KIT ⁸ :	<input type="checkbox"/> Standard Lift (40.2" Maximum Tire Diameter)	<input type="checkbox"/> Limited Lift (41.3" Maximum Tire Diameter)	<input type="checkbox"/> No		

■ Only available with:

- 40K **HD**, 46K or HKANT Triaxle
- 16" or 17.5" ride height
- Front axle lift

■ Other options:

- With or without
 - ◆ SURELOK
 - ◆ Dump controls
- Standard and limited lift

Not available with ZMD®

SMARTLIFT® Tandem Axle Settings

Lowered mode



Front Axle Lowered

- ◆ 72 psi
- ◆ Approx. 18,500# on rear axle



Raised mode



Front Axle Raised

- ◆ 28 psi
- ◆ Approx. 8,000# on each axle

SMARTLIFT® Triaxle Axle Settings

Lowered mode



Front Axle Lowered

- ◆ 70 psi
- ◆ Approx. 34,000# on rear axles*

**Based on a typical max. Canadian tandem axle rating of 37,500 lbs. (17,000 kg) per axle.*



Raised mode



Front Axle Raised

- ◆ 28 psi
- ◆ Approx. 8,000# on each axle

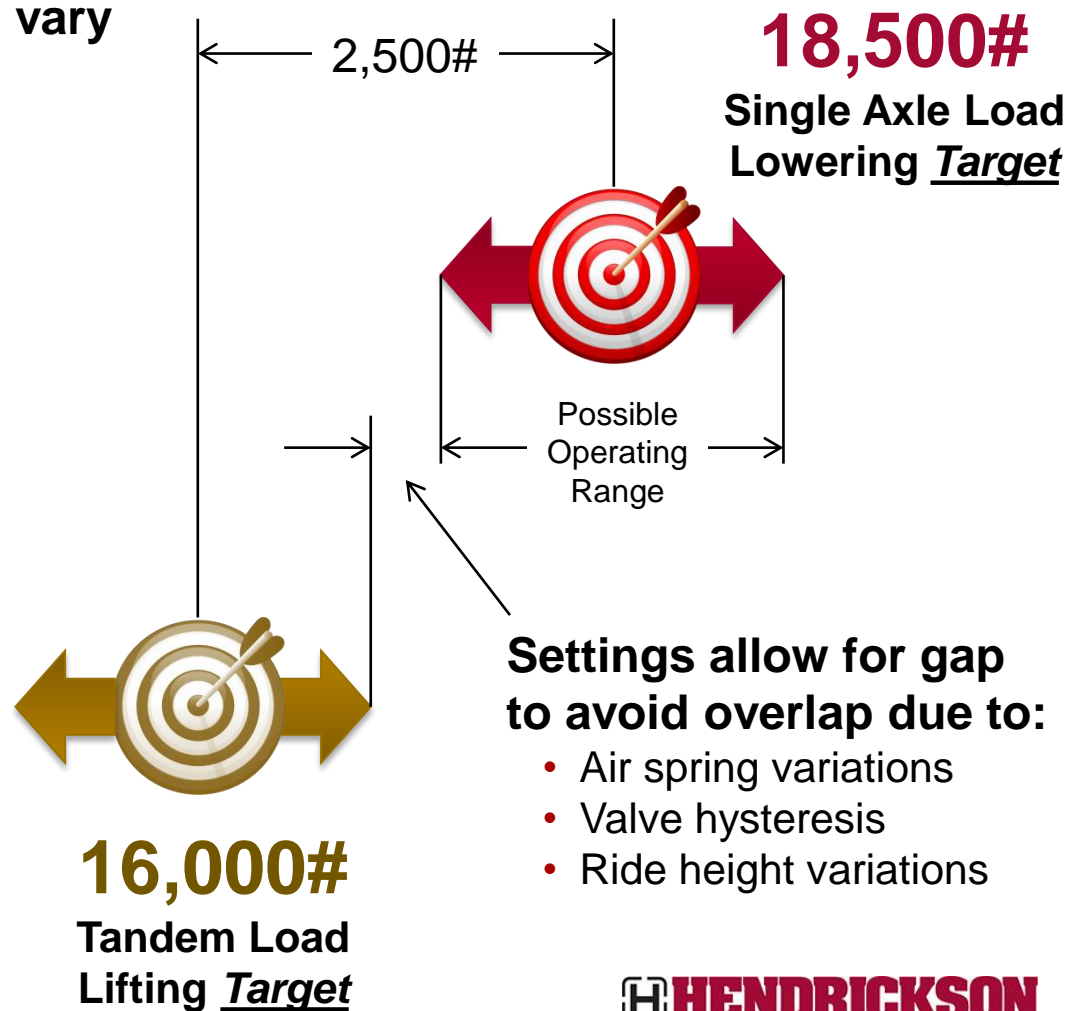
SMARTLIFT® Raise/Lower Settings

- Controls set to target values
- Actual operating loads will vary

Lowered mode



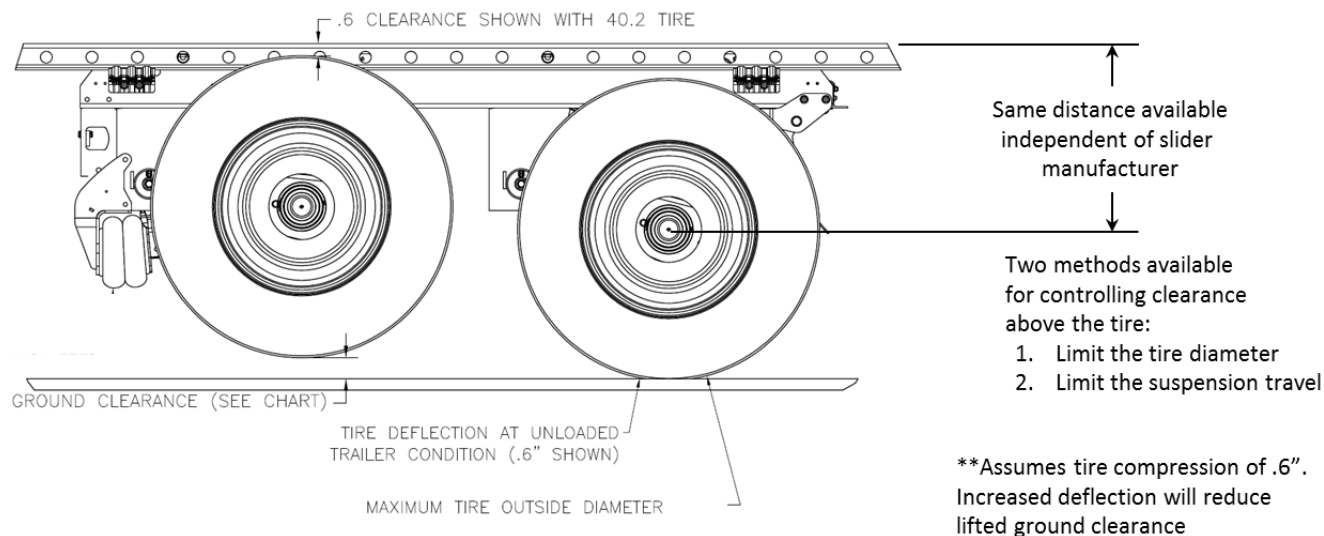
Raised mode



SMARTLIFT® Travels

Suspension Lift	Max. Tire Diameter	Ride Height	Lifted Ground Clearance
Standard	40.2"	16"	3.2"
		17.5"	4.7"
Limited	41.3"	16"	2.6"
		17.5"	4.1"

Note:
Increased Tire Size \neq Increased Ride Height
Use limited lift instead.




Servicing SMARTLIFT®

■ UBL™ Maintenance

- No periodic adjustments
- No wear components
- Check for:
 - ◆ Air leaks, loose fasteners or damage

■ Lift Troubleshooting

- Axle does not lift
 - ◆ Check for damaged UBL components
 - Air spring leak
 - Bent brackets
 - ◆ Review controls with ABS supplier
- Axle does not lower
 - ◆ Review controls with ABS supplier





The World Rides On Us®