



Elevating the diversity of cool


A Utility Multi-Temp is an expression of personalization. A vast number of options are available, and they can be configured in order to build a trailer ideal for your specific application. At Utility, customization is the principle of performance.

■ Factory-installed refrigeration units & accessories



Utility installs a variety of models of refrigeration units, both standard single temperature units and most versions of multi-temp refrigeration units.

■ Temperature management systems



Multiple systems are available at the factory with both preparation and/or installation to protect products and ensure quality during transportation.

■ Electric stand-by refrigeration units



Operating an electric stand-by unit during pre-cooling or when stationary, yields significant fuel savings that adds to your bottom line.

■ Verta-Lock® vertical shoring system



A Utility exclusive, this patented floor-to-ceiling load restraining system is used with specially designed spring loaded vertical shoring bars to hold loads firmly in place.

■ CenterSeal® load partition device



The thermally efficient CenterSeal load partition device allows for multiple zones inside a trailer for increased load versatility and efficiency.

■ Air return bulkheads



A number of air return bulkheads are available to fit a variety of refrigeration units. Several different styles of pallet stops are also available.

■ Remote magnetic shut-off switches



Shuts reefer unit off when an open door exposes the inside of the trailer to the ambient environment.

■ Severe service high impact linings



Additional thicknesses of high impact linings from multiple suppliers are available for severe service operations.

■ Multi-temp load partition systems



Multiple trailer compartment configurations protect temperature sensitive cargo and increase trailer utilization for better operational efficiency.

■ Remote evaporators



Factory-installed remote evaporators are available in a variety of locations for all multi-temp trailer requirements.

■ Recessed logistic tracks



Recessed logistic tracks allow you to use a variety of load restraining devices (straps, load bars, etc.) without sacrificing inside width.

■ Custom wearbands



Multiple heavy-duty aluminum, fiberglass reinforced plastic and HDPE plastic options are available to fit your operation's durability requirements.

■ Stainless steel electropolished lock rods



Electropolished stainless steel produces a corrosion resistant, easy-to-clean polished finish for improved appearance and increased resale value.

■ Tri-fold rear doors



Barrier design is for tight clearance conditions in order to meet the need for a smaller door opening and lower heat loss.

■ Roll up door installations



Utility offers roll up doors from most manufacturers to meet the unique applications of your operation.

■ Multiple strip curtain configurations



Strip curtains at side or rear doors decrease fuel consumption costs and provide greater temperature control by minimizing air loss.

■ Exterior rub rails



Constructed from heavy-duty aluminum, they protect the exterior side skin from casual damage, reducing maintenance costs.

■ Front corner protectors




Aluminum diamond plate protectors defend against potential high clearance obstructions, reducing maintenance and repair costs and increasing trailer life.

■ Factory-installed rear & side door lift gates



Utility offers high quality lift gate installation from most manufacturers to provide you a fully operational trailer direct from the factory.

■ Customized floor systems



Various systems are available such as dairy or knurled styles, and extended service floors with extra-thick upper wear surfaces in flat top dry freight styles.

■ Custom positioned side doors



Doors can be positioned in a variety of locations in order to increase compartment accessibility and meet your specific requirements.

■ Walk ramps from major suppliers



Most manufacturers' ramps are available for factory installation in both side and rear door configurations for greater ease in loading and unloading.

■ Retractable platforms & stairs



A wide variety of platforms and stairs, from leading manufacturers, are available for better access to the trailer from the side doors.

■ Side & rear steps




Available from most manufacturers in a variety of styles, side steps and rear steps improve operator safety and provide ease of accessibility.

■ Grab handles




Stainless steel, aluminum, and chrome grab handles are available in a variety of styles for improved driver safety.

■ Severe service kingpin section



Engineered with a thicker approach plate and kingpin plate, this design minimizes damage during heavy-duty service operations, reducing repair costs.

■ Tire inflation systems



Choose one of our recommended systems and maintain optimum tire pressure in order to increase fuel economy, improve safety, and maximize tire life.

■ Anti-dock walk devices & dump valves



A variety of anti-dock walk devices and dump valves are available to stabilize the trailer during loading/unloading, creating a safer work environment.

■ Air disc brakes



Disc brakes reduce brake fade, increase braking performance and improve safety—creating shorter, more stable stopping distances. With an extended service life, it lowers maintenance costs and downtime.

■ Stainless steel wingplates



Designed with collared holes and embossed ribs to minimize maintenance expenses from road de-icing chemicals, improving overall image.

■ Stainless steel I.C.C. bumper



Stainless steel vertical and 7" deep, 8-gauge horizontal bumper provides superior strength and protection. Corrosion resistant and easy-to-clean, it increases resale value and extends trailer life.

■ Electrical system options




Various clearance light packages, tracking systems, remote thermostats, tire pressure-monitoring systems and other advanced technologies are available.

■ Shore power plug at rear



The advanced plug and wiring system delivers greater fuel savings during operation and improves safety with multiple grounding features.

■ Clearance light packages



An array of LED clearance light models and configurations are available to meet the specific applications of your operation.

■ LED dome lights



High output LED lights have lower current draw, increased life and operate equally well in both high and low temperatures.

■ Factory-installed decals



High quality decal installation is available and completed at our factories so your trailer is ready to operate as soon as you pick it up.